




Y P




**AUSTRALIAN
DEMOCRATS**

YOUTH

POLL

Contents

1. Introduction	3
2. Demographics	4
3. Employment	5
4. Health	7
5. Education & Training	11
6. National Issues	14
7. State Issues	18
8. Conclusion - A snapshot of young Australians	21



Senator Natasha Stott Despoja
PO Box 3419, Rundle Mall
Adelaide SA 5000

Phone - 08 8232 7595
Fax - 08 8232 7601

senator.stottdespoja@aph.gov.au

1. Introduction



For more than a decade the Australian Democrats have conducted an annual Youth Poll that highlights the attitudes and opinions of young people on a diverse range of important issues.

The poll is aimed at 15 to 20 year olds and is distributed to schools, TAFEs, universities, youth and church groups, and welfare, charity and community organisations in every State and Territory.

Youth Poll asks young people about employment, health, education and training and a range of other issues.

This poll is part of a commitment to recognising the contribution young people make and the importance of including their views in the political process.

Young Australians continue to search for new opportunities, greater understanding and a platform from which to voice their ideas. Often, young people's views and opinions are misrepresented, ignored or stereotyped.

Youth Poll 2004 (also available at www.natashastottdespoja.democrats.org.au) provides a detailed insight into how young Australians feel about themselves, their place in society, their approach to life and the issues that are important to them. Youth Poll provides an invaluable indicator of the attitudes of Australia's young people.

While Youth Poll reveals a diversity of opinions on various issues, the results show that many young people are united in their concerns and feelings. This year, Youth Poll emphasises the importance of family, education, health, environment and youth suicide as issues of particular concern to young people.

Youth Poll not only provides a great opportunity for young people to have a say, but it also gives policy-makers the chance to incorporate these views in to policy so as to reflect the interests and concerns of young people. Like all Australians, young people deserve attention and respect from their Government. Youth Poll is just one way we seek to better represent the interests of young Australians.

A handwritten signature in purple ink that reads 'Natasha Stott Despoja'.

Senator Natasha Stott Despoja
Senator for South Australia



2. Demographics

2.1 Age

The Youth Poll 2004 questionnaire sought opinions from people aged between 15 and 20.

2.2 Sex

Consistent with previous years, female respondents slightly outnumber male respondents.

2.3 Residence

Respondents come from all States and Territories, and live in urban, regional and remote areas.

Most respondents live with family, but others live with friends, alone, are homeless, or have alternative living arrangements.

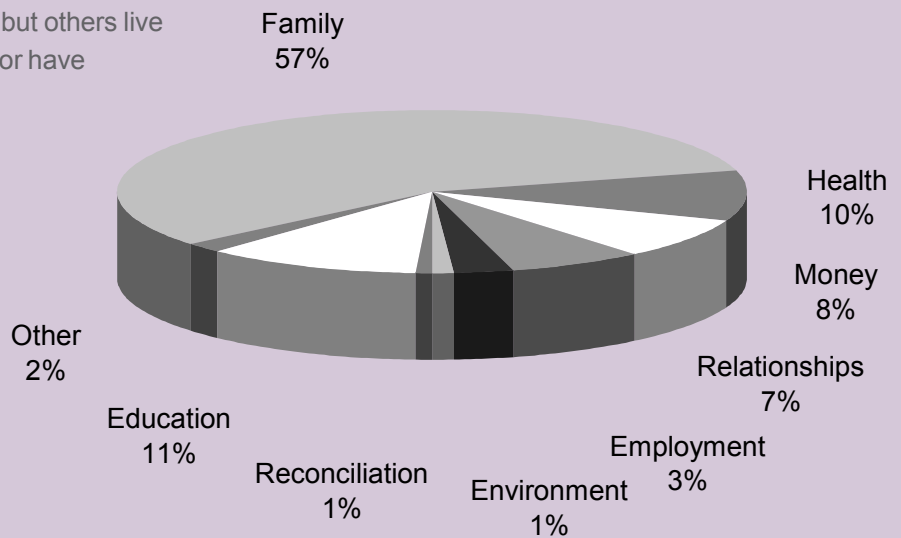
2.4 Important issues

We asked young people to nominate the three issues most important to them from a list of 12.

With 57% of first preferences, family is seen as a very important issue to respondents.

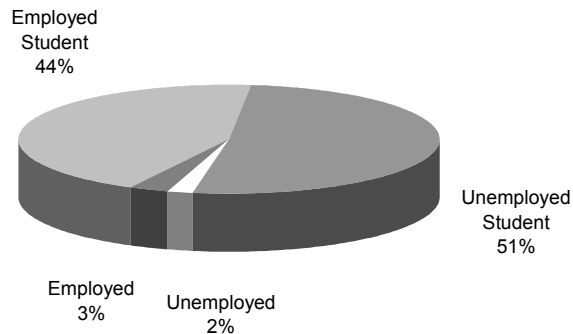
A 2004 survey for the Department of Family and Community Services, found the top five issues for youth were education, relationships, employment, money and youth suicide¹.

With 11% and 10% of first preference votes respectively, education and health are also seen as highly important.



3. Employment

3.1 Employment status



95% of respondents to Youth Poll are in education or training. 51% are unemployed students and 44% are employed students.

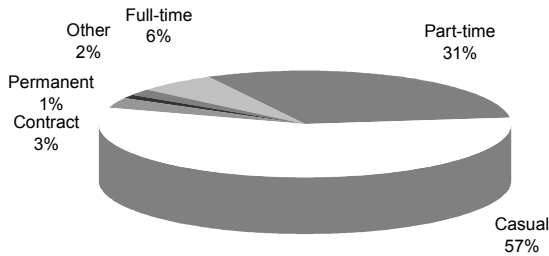
Of the 5% of respondents not in full time education, 3% are employed and 2% unemployed.

In May 2004, 84.5% of 15-19 year olds were in full time study or full time work². Of those in full time study, 87% were employed either part or full time³.

The remaining 15.5% (214,800) of 15-19 year olds were not in full time education or full time employment. This proportion of unemployed or underemployed young people was higher in May 2004 than at any time in the last six years⁴.

In May 2004, unemployment rates for Australians aged 15-19 years were nearly three and a half times higher than for adults (25-64 years)⁵.

3.2 Type of Employment



A majority of those respondents in paid employment are employed casually (57%) or part-time (31%).

Only 6% are in full-time positions, with a further 1% in contract positions.

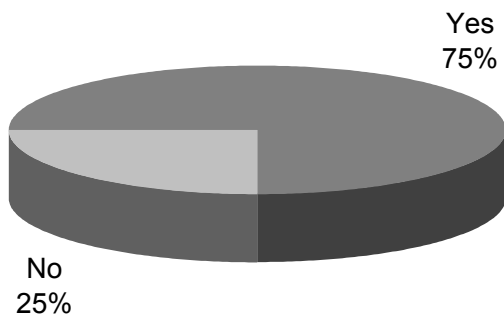
According to the ABS, 67% of 15-19 year olds are employed on a casual basis⁶.

28% of the total workforce is now employed casually, up from 13% in 1982⁷.

3.3 Job security

Do you feel you have job security?

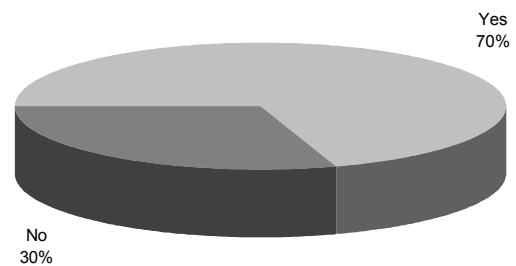
25% of respondents do not feel they have job security, this is a substantial decrease from last year's Youth Poll where 45% felt they did not have job security.



3.4 Volunteer Work

Have you ever been involved in volunteer work?

70% of respondents have been involved in volunteer work. This affirms that young people have a great desire to contribute to the community.



According to a study of volunteering undertaken in 2000, 26.8% of 18-24 year olds volunteered, compared to 16.6% in 1995⁸.

3.5 Work for the Dole

Have you ever participated in Work for the Dole?

Only 7% of respondents have participated in Work for the Dole.

As at March 2004, there were 71,026 commencements in Work for the Dole. Of these, 14.6% were by persons aged 15 to 20 years⁹.

4. Health

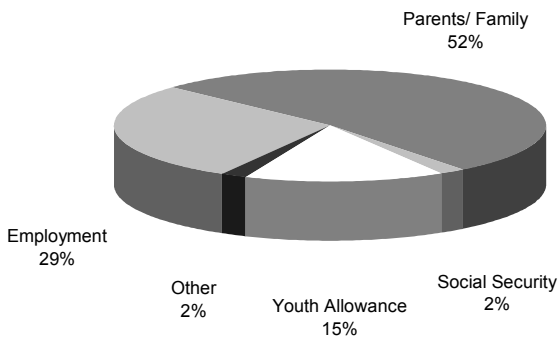
3.6 Source of Income

What is your main source of income?

Just over half of respondents (52%) are predominantly reliant on their parents or family for income.

A further 29% derive their primary form of income from employment.

15% of respondents are receiving Youth Allowance, and a further 2% are receiving other social security benefits.




The Department of Family and Community Services reports that in June 2001, 308,663 full time students and 84,542 jobseekers were receiving Youth Allowance. Most students receiving YA are 16 and 17 years old, whilst the majority of job seekers receiving YA are 18-20 years of age¹⁰.

32.3% of those seeking jobs were in receipt of Youth Allowance for more than two years¹¹.

4.1 Youth Suicide

Do you know a young person who has attempted or committed suicide?

An alarming number of respondents (55%) report knowing a young person who has committed or attempted suicide. This is a slight decrease on last year's result of 59%.¹⁹



Australia's youth suicide rate is one of the highest in the developed world¹².

Suicide is the cause of 21% of all deaths of young people. For 15 to 17 year olds, suicide and motor vehicle accidents are the most frequent cause of death¹³.

The proportion of suicide deaths is highest for young males. In 2002, there were 317 deaths from suicide among 15-24 year olds, 261 of which were young men¹⁴.

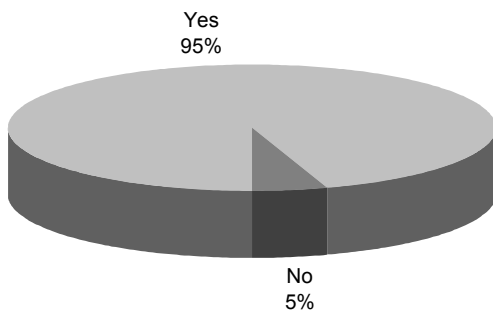
In 2002, a survey of Year 10 and 11 students in Queensland found that 12.4% reported a lifetime history of deliberate self-harm. Females were more likely than males to have self-harmed in the previous year¹⁵.

The strongest risk factor for suicide is mental disorder¹⁶. In 2000, it was reported 14% of children and adolescents between 4 and 17 years have mental health problems. For 18-24 year olds this rate rises to 27%¹⁷.

4.2 Sex education

Should sex education be taught in schools?

An overwhelming majority of respondents (95%) believe sex education should be a permanent part of their school curriculum.




All States and Territories have sex education guidelines incorporated into the Health and Physical Education syllabus.

4.3 Condom Vending Machines

Should condom vending machines be available in schools?

56% of respondents endorse the installation of condom vending machines in schools, slightly down from 62% last year but generally consistent with previous Youth Polls.



In 2002, 4.6% of all registered births were to mothers aged 15-19¹⁸.


Chlamydia and gonorrhoea are sexually transmitted infections. Both are 'Notifiable Infections' and a registry of infected persons is kept by the Communicable Diseases Network Australia¹⁹.

The rate of Chlamydia infection in 15-19 year olds has risen from 242 per 100,000 in 1999 to 525 per 100,000 in 2003. There was also an increase in rates of gonorrhoea from 80 per 100,000 in 1999 to 95 per 100,000 in 2003²⁰.

4.4 Drugs

Have you ever tried marijuana?

33% of respondents have tried marijuana, a decrease from last year's result of 43%.

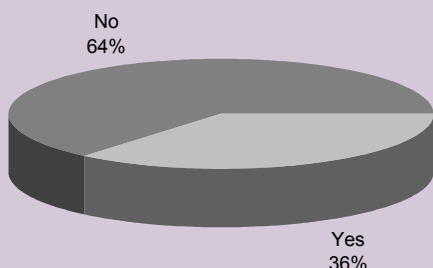


This compares to 34.3% of teenagers who had used marijuana in their lifetime, and just under one quarter of teenagers who had used marijuana recently, according to the 2001 National Drug Strategy Household Survey²¹.

In 2001, cannabis was used by 40% of males and 26% of females aged 18-24²².

Should marijuana be decriminalised?

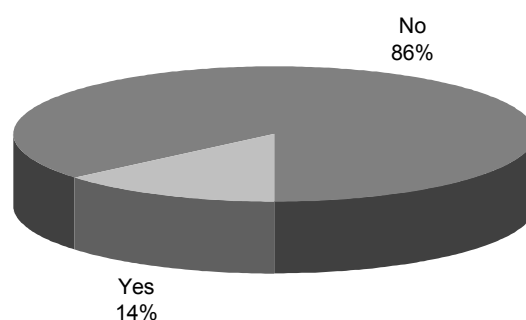
Support for the decriminalisation of marijuana was lower than last year's response of 44%, with 36% of respondents supporting decriminalisation in 2004.



A 2002 Morgan Poll found 37% of 18 to 24 year olds and only 23% of 14 to 17 year olds believed smoking marijuana should be made legal²³.

Have you ever tried amphetamines or hallucinogens (such as Ecstasy, Speed or LSD)?

14% of respondents have tried amphetamines or hallucinogens such as ecstasy, LSD or speed. This is the same percentage as recorded last year.

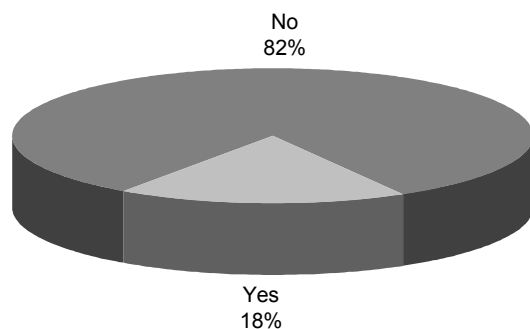


Amphetamines were used by 13% of young people in 2001²⁴. There was little change in the overall proportion that reported using amphetamines between 1998 and 2001²⁵.

In 2001, ecstasy was used by 12% of young people. This was an increase from 10% in 1998. Recent years have also seen a significant growth in the use of ecstasy by young women²⁶.

Do you smoke?

Almost one-fifth (18%) of respondents smoke. This is lower than the percentage recorded in previous Youth Polls: 21% in 2003, 20% in 2001 and 21% in 2000.

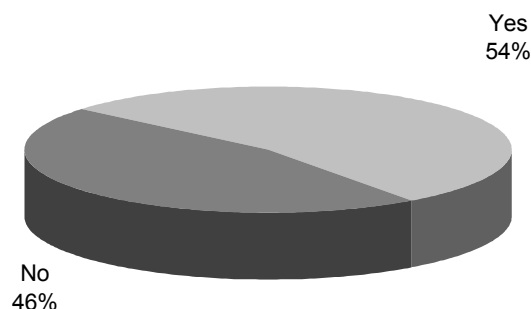


This is consistent with estimates from the 2001 National Drug Strategy Household Survey, which suggest that 19.5% of the Australian population smoke²⁷.

A 2002, Australian Institute of Health and Welfare report found that 20.3% of 14-19 year olds smoke, and a further 4.4% are ex-smokers. This report also found that more than 15% of teenagers smoke daily²⁸.

Should heroin addiction be treated as an illness rather than a crime?

In a figure similar to last year's Youth Poll, 54% of young Australians believe that heroin addiction should be treated as an illness rather than a crime.



Despite a heroin injecting room operating in Kings Cross for more than three years, the issue of heroin addiction and treatment remains contentious. The New South Wales Government has extended the Kings Cross injecting room trial till 2007, however, plans for other injecting room trials have met with concern²⁹.

A 2001 survey found that 7.6% of Australians support the legalisation of heroin, 6.8% support the legalisation of amphetamines/speed and 6.6% support the legalisation of cocaine³⁰.

However, increased penalties for the sale and supply of heroin, amphetamines/speed and cocaine were supported by over 80% of the population³¹.

The 2001 AIHW survey also asked respondents to nominate what should happen to anyone found in possession of drugs for personal use. Referral to treatment or a drug education program was the action most supported for possession of ecstasy, heroin and amphetamines³².

5. Education & Training

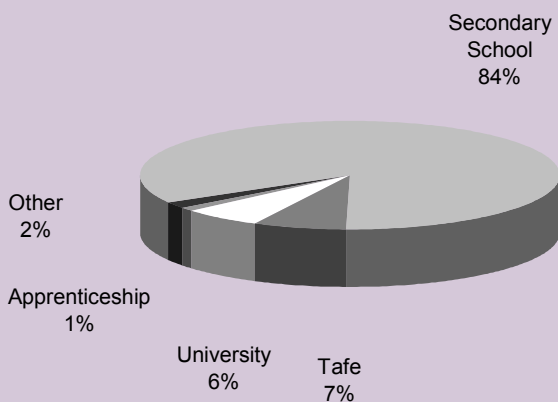


95% of Youth Poll 2004 respondents are in some form of education or training.

This is similar to last year's figure of 96%, and represents the second highest percentage of respondents in education and training since Youth Poll began in 1992.

84% are in secondary school and for those in further education, TAFE was the more common option, at 7%.

6% of respondents were undertaking University study, with a further 1% doing apprenticeships.




According to July 2004 ABS statistics, 1,322,100 young people aged 15-24 were attending an educational institution full time. This figure represents 47% of the 15-24 year old age group³³.

The Government's Intergenerational Report (released with the 2002 Budget), predicted that by 2042 there would be less students participating in the education sector³⁴.

Should education be publicly funded?

85% of respondents believe the Government should be responsible for adequately funding public education. This is consistent with last year's result of 87%.



Those in education and training were more likely to support public funding of education.

In 2001, Government expenditure on educational institutions at all levels as a percentage of GDP was 4.5%. This is less than the OECD average of 5%³⁵.

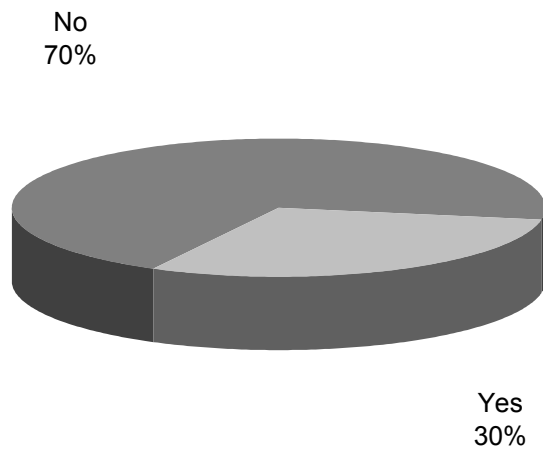
A report released by the Australian Vice Chancellors' Committee (AVCC) in 2001³⁶ found 70% of university students are forced to work an average of 14.4 hours a week to survive while studying. Nearly 1 in 10 students who are employed frequently miss classes because of work and nearly 2 in 10 say that work adversely affects their study a great deal.

This is supported by Youth Poll figures, which show 43% of respondents combine work with study (see 3.1).

5.1 Youth Allowance

Are you receiving Youth Allowance or a Scholarship?

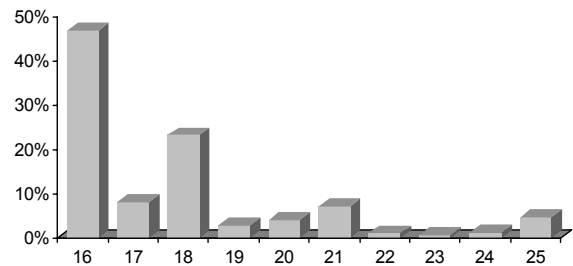
In a slight increase from last year, 30% of those respondents in education or training are receiving Youth Allowance or a scholarship.



Data published last year by the Monash Centre for Population and Urban Research showed that the percentage of students under 19 who are accessing student income support has decreased markedly from 33% in 1998 to 21% in 2001³⁷.

What should the Youth Allowance age of independence be?

Almost half the respondents (47%) believe the Youth Allowance age of independence should be 16 years of age. 23% believe it should be 18, while 8% believe it should be 17 and a further 7% believe it should be 21. Only 5% of the respondents believe the age of independence should be 25, as currently set by the Government.

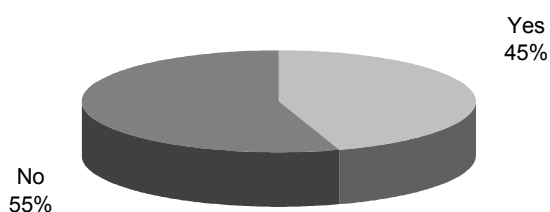


Under current legislation, students under 25 years of age are considered financially dependent on their parents (with certain exceptions)³⁸. Parental assets and income, including the family home, jewellery and salary are assessed in determining whether a student should receive income support. Those who qualify for income support, but are considered 'dependent' receive approximately half the 'independent' allowance.

The Monash research referred to above also shows that students are increasingly delaying entry to university to earn money to qualify as independent students³⁹.

Are the current levels of student assistance adequate?

The majority of respondents (55%) believe the current levels of student assistance are not adequate. This is a decrease from 62% last year and 58% the year before.



In 2002, ACOSS reported the income support available to a single adult student was 37% below the poverty line and for an independent full time student between 18 and 25, 18% below the poverty line⁴⁰.

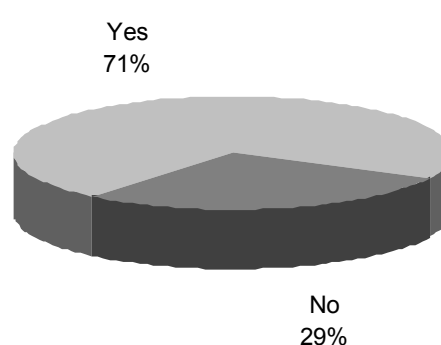
According to the Youth Action and Policy Association (YAPA) of NSW, students living away from home, receiving the highest amount of rent assistance, are still more than 15% below the appropriate poverty line⁴¹.

Current Youth Allowance Rates, not including rent assistance, are⁴²:

YOUTH ALLOWANCE	Allowance Paid Per Fortnight
Single, no children:	
Under 18, at home	\$174.30
Under 18, away from home	\$318.50
18 and over, away from home	\$318.50
18 and over, at home	\$209.70
Single, with children	\$417.40
Partnered, no children	\$318.50
Partnered with children	\$349.80
Special rate for long-term unemployed or migrant English students 21 years or over commencing full-time study:	
Single, living at home	\$257.50
Single, living away from home	\$386.90
Partnered, no children	\$349.80

Would a 25% increase in HECS fees discourage you from attending university?

A large majority of participants (71%) believe a 25% increase in HECS would discourage them from university study.



A 1999 survey of Year 10-12 students from Victoria, NSW and WA concluded that a significant proportion of students anticipated the cost of higher education would influence their studies. Almost four in every ten senior high school students from lower socio-economic backgrounds considered that the cost of fees may prevent them from attending university. The deterrent effect of fees was also higher for those in rural areas⁴³.

6. National Issues

Although most Youth Poll respondents are below the voting age, they possess strong opinions on a range of issues.

Young people feel they are not able to have a significant impact on the decisions that affect them. Their poor representation in policy-making processes has left many young Australians feeling cynical and disillusioned about politics. Initial findings of a four year survey by the Australian Electoral Commission suggest that young people do not trust politicians, and are not necessarily interested in 'politics', but are willing to engage with issues that concern them⁴⁴.

Young Australians have a strong social conscience and are often highly engaged in political issues. It is party politics with which they don't identify⁴⁵.

6.1 Asylum seekers

Do you support the mandatory detention of asylum seekers?


42% of respondents do not support the mandatory detention of asylum seekers. This is a significant decrease from the 2002 figure of 59%, but similar to last year's result of 49%.



6.2 Indigenous treaty

Do you think the Government should enter into a treaty with Indigenous Australians?

As in Youth Poll 2001 and 2002, 68% of respondents believe the Government should enter into a treaty with Indigenous Australians. This is an increase on 63% in 2003.




A 2001 poll by *The Age* found that 74% of 18-24 year olds supported entering into a treaty with Indigenous people, the highest support rate of any age group surveyed⁴⁶.

Nearly 60% of respondents to a recent survey identified Aboriginal Reconciliation as 'very important' or 'important' to them⁴⁷.

6.3 Republic

Should Australia be a Republic?

Significant support still remains for Australia to become a Republic with 55% of young Australians supporting such a move. This is down from 59% in 2003 and 69% in 2001.



In a Newspoll taken in November 2002, 57% of 18-34 year olds indicated that they were in favour of an Australian Republic. Those under 50 are significantly more likely to support an Australian Republic⁴⁸.

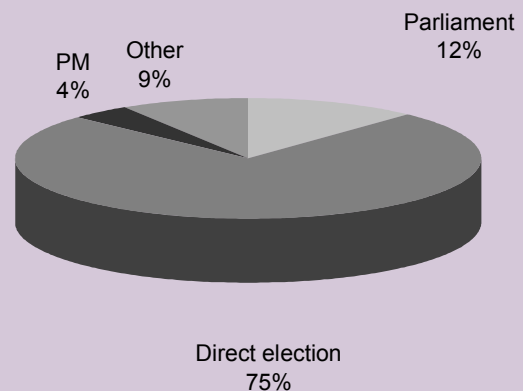
Despite a temporary lull following the 1999 Referendum, the move towards an Australian republic is, once again, gaining momentum. In 2001, Senator Natasha Stott Despoja introduced the *Republic (Consultation of the People) Bill* into the Federal Parliament. Unfortunately, Government inaction on this issue has meant that the Bill has never been debated nor put to a vote.

A Parliamentary Inquiry was established in June 2003 to consider the most appropriate process towards an Australian republic and possible models. The Report of this Inquiry, handed down in August 2004, can be found at:

www.aph.gov.au/senate/committee/legcon_ctte/republic03/report/index.htm

How should the leader of an Australian Republic be chosen?

The vast majority of respondents (75%) believe the President of an Australian Republic should be popularly elected, followed by 12% preferring a President elected by the Parliament, 9% supporting other methods of election and only 4% supporting Prime Ministerial selection of a President.

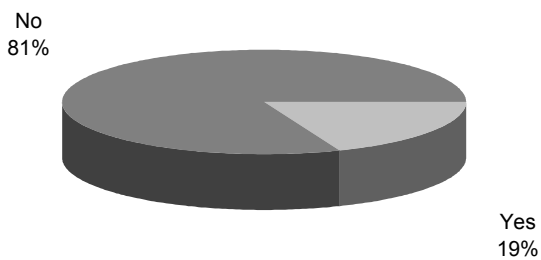


Newspoll also found the majority of respondents who supported a Republic believed that the President should be popularly elected. A significant percentage also supported Parliamentary appointment of the President⁴⁹.

6.4 Youth representation

Should the voting age be lowered to 16?

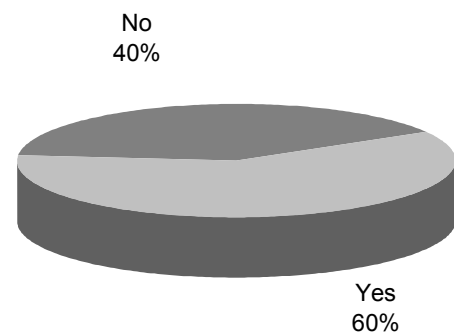
The majority of respondents (81%) do not believe the voting age should be lowered to 16. This is a slight increase from last year's figure of 76%.



A Youth and Citizenship study earlier this year found that 90% of young people surveyed wanted the opportunity to take part in political decision making which affected their lives, but only 13% believed the Government was responsive to their concerns⁵⁰.

If you're 18, are you registered to vote?

60% of respondents who are eligible to vote (that is those respondents aged 18 years or older) report that they are on the electoral roll. This was down significantly on last year's figure of 84%.

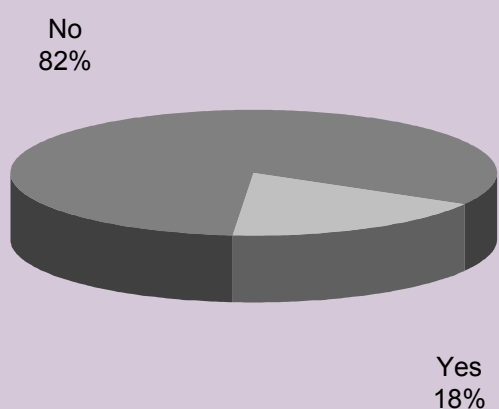


An electoral event, such as a federal election is the biggest catalyst to people enrolling to vote. In previous years, many first time voters have enrolled in the week following the announcement of the election.

According to the AEC, 613,217 people between 17 and 20 years of age enrolled to vote for the first time in the 2004 federal election⁵¹.

Is the Government doing enough to protect our environment?

Young people maintain strong concerns about the state of the environment. More than three quarters of respondents (82%) believe the Government is not doing enough to protect our natural resources.



In a report published earlier this year, 81.3% of young people said they considered the environment to be 'very important' or 'important'. Only 0.1% of those surveyed thought the environment was not important at all⁵².

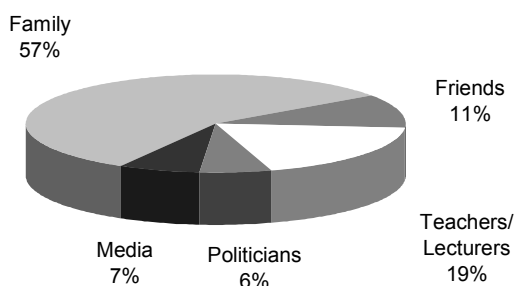
6.6 Trust

Who do you trust most about politics?

Young people tend to be sceptical about 'official' sources of political information, particularly politicians and the media. Only 6% of 2004 respondents trust politicians for political information, consistent with last year's figure, and 7% trust the media.

The family is considered the most trustworthy source of political information, at 57%. Teachers and lecturers follow at 19% and friends at 11%.

This is supported by the findings of a National Youth Affairs Research Scheme report published in March this year which identified teachers as the most trustworthy source of information, at 75%, followed by family at 73%⁵³.



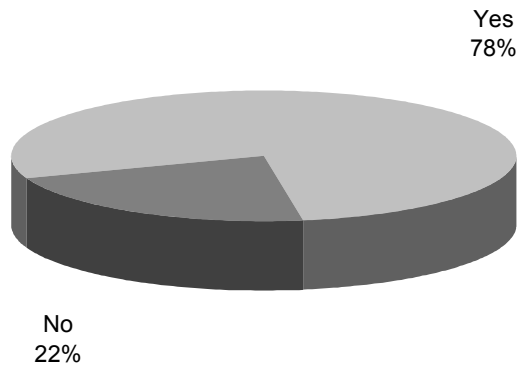
7. State Issues

6.7 Teaching policies

Should students be taught about Australia's political and legal system at school?

78% of respondents believe students should be taught about Australia's political and legal system at school. This represents a small decline from last year's figure of 83%.

A report released earlier this year found that 92% of respondents believed students should be taught about Australia's political and legal system⁵⁴.



Each respondent only answered one of the following questions, depending on their State of residence.

NT

Would you support changing the Constitution to recognise the Northern Territory as an Australian State?

80% of respondents from the NT support changing the Constitution to recognise the Northern Territory as a State. This is a significant increase on the 64% recorded in 2003.

In July, the Northern Territory Statehood Steering Committee was established. This Committee, which includes Young Territorians, is designed to advise and assist the Parliament in facilitating a community-driven process towards Statehood⁵⁵.

ACT

Do you think there is enough affordable rental accommodation in the ACT?

Only 32% of respondents from the ACT feel there is enough affordable rental accommodation in Canberra. In Youth Poll 2003, all respondents said there was not enough affordable rental accommodation in Canberra.

The Canberra Times newspaper reports that some university students are being forced to choose between eating and paying their rent⁵⁶ and that others are choosing not to study in Canberra because of a shortage of affordable rental accommodation⁵⁷.

SA

Should nuclear waste be dumped in SA?

An overwhelming 92% of South Australian respondents believe that nuclear waste should not be dumped in their State.

In July 2003, the Federal Government compulsorily acquired Arcoona Station near Woomera in South Australia, to build a low-level nuclear waste dump.

This move was strongly opposed by the South Australian Government, Indigenous South Australians and environmental groups.

The Advertiser BHeard 2003 Youth Opinion Survey found that 77.3% of respondents opposed a nuclear waste repository being located in South Australia⁵⁸.

In July 2004, the Government announced it had scrapped plans to build a nuclear waste dump in South Australia and would explore other options⁵⁹.

NSW

Do you think public transport is too expensive in NSW?

74% of respondents from New South Wales believe public transport is too expensive in their state.

The New South Wales Council of Social Services has expressed concern about moves by the New South Wales Government to move a greater portion of the cost of public transport onto users of these services. They have called for a Public Transport Ombudsman in that State⁶⁰.

VIC

Do you think students should have to pay for transport concession cards?

87% of Victorian respondents do not feel that students should have to pay for transport concession cards

A one year Victorian Public Transport Tertiary Students Concession card (VPT Concession Card) costs \$87. This entitles students to access concessionary rates on public transport⁶¹.

WA

Do you support a youth curfew for young people in WA?

65% of Western Australian respondents opposed a youth curfew in their State.

Since June 2003, a youth curfew has been in place in the popular entertainment district of Northbridge in Perth. Under the curfew, young people under 15 are not permitted unsupervised in the area after 10pm⁶².

According to Mr Dennis Eggington, Chief Executive of the WA Aboriginal Legal Service, 86% of those picked up by police for breaking the curfew are Indigenous youth⁶³.

QLD

Do you support the land clearing occurring across QLD?

An overwhelming 93% of respondents from Queensland oppose the large scale land clearing occurring in their State.

In their 'Vote 1 Environment' campaign as part of the 2004 Federal Election, The Wilderness Society called for a Commonwealth financial commitment of \$75 million towards the Queensland Government's plan to end broad scale land clearing of remnant bushland by 2006⁶⁴.

TAS

Do you agree with the school leaving age being increased to 17?

86% of young Tasmanians support the school leaving age being raised to 17.

The Tasmanian Government's *Guaranteeing Futures Bill 2004* proposes to 'require young people who have completed Year 10 or have turned 16 to participate in education and training' until they turn 17⁶⁵.

There is a strong correlation between completing Year 12 at school and finding meaningful, well paying employment. Research has shown that people who do not complete Year 12 can face significant long term disadvantage in the labour market⁶⁶.

Conclusion - A snapshot of young Australians



Young Australians are acutely aware of the issues facing them and concerned about the future of Australia. Family, education and health are seen as the three most important issues to a majority of respondents.

Of great concern, more than half the young people surveyed know a young person who has attempted or committed suicide.

The majority of young Australians are involved in some form of education and training, and believe that education should be publicly funded. Many students continue to work on a casual or part-time basis to support themselves, and believe that current levels of student assistance are inadequate.

An overwhelming majority of young people do not support the Youth Allowance age of independence being 25 years. Nearly half believe that the age of independence should be 16 years of age and only a fraction support the current age of 25.

There has been a decrease in the number of young people who have tried marijuana, however, the percentage who have tried amphetamines and hallucinogens remains steady. The majority of respondents continue to believe that heroin addiction should be treated as an illness rather than a crime.

A clear majority think the Government should enter into a treaty with Indigenous Australians.

A significant number of young people continue to support Australia becoming a Republic, with most wishing to see the President popularly elected.

Young people are disinclined to trust politicians and the media, preferring to get information about politics from their families, teachers and lecturers or friends.

Young Australians continue to care deeply about the protection of the environment and believe the Government is not doing enough in this area.

In the Northern Territory, a majority of respondents support changing the Constitution to recognise the Northern Territory as a State.

In the Australian Capital Territory, most people surveyed think there is a lack of affordable rental accommodation in Canberra.

In South Australia, an overwhelming majority feel that nuclear waste should not be dumped in their State.

In New South Wales, nearly three quarters of respondents believe public transport is too expensive in their State.

A significant majority of Victorian students do not believe they should have to pay for transport concession cards.

The majority of young Western Australians do not support a youth curfew.

In Queensland, an overwhelming majority of young people are opposed to the land clearing occurring in that State.

Young Tasmanians overwhelmingly support the lifting of the school leaving age.

While young people feel an increasing sense of alienation from political and policy-making processes in this country, the views expressed by them reveal an informed and articulate generation with a genuine agenda for positive change.

FOOTNOTES

¹ Ben Manning and Roberta Ryan, 'Youth and Citizenship: A Report for the National Youth Affairs Research Scheme, March 2004, [http://www.facs.gov.au/internet/facsinternet.nsf/via/youthpubs/\\$File/Youth_Citizenship.pdf2004](http://www.facs.gov.au/internet/facsinternet.nsf/via/youthpubs/$File/Youth_Citizenship.pdf2004).

² Dusseldorp Skills Forum, 'How Young People are Faring Key Indicators 2004. pp. 4.

³ ABS 'Labour force, Australia, Detailed – Electronic Delivery, July 2004 (Cat. No. 6291.0.55.001).

⁴ Dusseldorp Skills Forum, 'How Young People are Faring' Op Cit. pp. 4.

⁵ Ibid.

⁶ ABS, 'Employee Earnings, Benefits and Trade Union Membership', (Cat. No. 6310.0) (this percentage was calculated from raw data figures of 428,400 casual employees and 209,800 permanent employees. A casual employee is defined as someone who is not entitled to either paid holiday leave or paid sick leave).

⁷ ACTU, <http://www.actu.asn.au/congress2003/papers/youthbackgroundpaper.html>

⁸ Jeni Warburton and Melanie Oppenheimer (Eds.), *Volunteers and Volunteering*, The Federation Press, Sydney, November 2000.

⁹ 2004-2005 Budget Senate Estimates Hearing 31 May and 1 June 2004, Employment and Workplace Relations Portfolio, Questions on Notice, Question No. W030-05.

¹⁰ Department of Family and Community Services, 'Income Support Customers: A statistical overview 2001' pp.30-31.

¹¹ Ibid, pp. 31.

¹² Australian Institute for Suicide Research and Prevention, 'International Suicide Rates – Recent Trends and Implications for Australia', 2003.

¹³ AIHW, Australia's Health 2004.

¹⁴ ABS Suicides: Recent Trends, Australia, Tables on Suicides (Cat No. 3309.0.55.001).

¹⁵ Diego De Leo & Travis S Heller, 'Who are the kids who self harm? An Australian self-report school survey', *Medical Journal of Australia*, Vol 181, No 3, p. 141.

¹⁶ AIHW. Australia's young people: their health and wellbeing 2003. AIHW Cat. No. PHE 50. Canberra: AIHW.

¹⁷ Commonwealth Department of Health and Aged Care, Child and Adolescent Component, National Survey of Mental Health and Wellbeing, 2000.

¹⁸ ABS, Births 2002 (Cat No 3301.0).

¹⁹ Communicable Diseases Network Australia, Australian national notifiable diseases list, http://www.health.gov.au/internet/wcms/publishing.nsf/Content/cda_nndss_dislist.htm, accessed October 2004.

²⁰ Population Health Division of the Commonwealth Department of Health and Ageing, National Notifiable Diseases Surveillance System. Note: In 2004, states and territories updated their 1999 to 2003 notification data and thus these rates differ from earlier data.

²¹ AIHW, 2001 National Drug Strategy Household Survey – Detailed Findings.

²² AIHW, Australia's young people. Op Cit.

²³ Roy Morgan Poll 3491/2002, January 2002.

²⁴ AIHW, Australia's young people, Op Cit.

²⁵ Ibid.

²⁶ Ibid.

²⁷ AIHW, National Drug Strategy 2001, Op Cit.

²⁸ AIHW, Statistics on Drug Use in Australia, 2002.

²⁹ <http://www.abc.net.au/news/newsitems/s1116245.htm>

³⁰ AIHW, National Drug Strategy 2001, Op Cit. pp. 95-100.

³¹ Ibid.

³² Ibid.

³³ ABS 'Labour force Australia' Op Cit.

³⁴ Intergenerational Report 2002-2003, May 2002. http://www.budget.gov.au/2002-03/bp5/html/01_BP5Prelim.html

³⁵ OECD, Education at a Glance 2004.

³⁶ Australian Vice Chancellors Committee, 'Paying Their Way: A Survey of Australian Undergraduate University Student Finances, 2000' September 2001. http://www.avcc.edu.au/news/public_statements/publications/final_report_rev_22_oct_01.pdf.

³⁷ Monash Centre for Population and Urban Research, 'Higher Education at the Crossroads', May 2003, http://www.arts.monash.edu.au/sociology/cpur/publications/higher_ed_crossroads.html

³⁸ from http://www.centrelink.gov.au/internet/internet.nsf/payments/qual_ind_yal.htm, You are considered independent if you are aged 16 or over and: have been out of school at least 18 months and earned at least \$15, 990 in an 18 month period before lodging a claim; or have worked to support yourself for at least 18 months, working full-time at least 30 hours a week during the preceding two years (or for a period or periods of 12 months if you are considered disadvantaged); or have worked part-time for at least 15 hours a week for at least two years since last leaving school; or are 25 or more and a full-time student (in special circumstances). You are also considered independent if you are aged 15-24 and are above school leaving age in your state or territory; and are a refugee, an orphan or it is unreasonable for you to live at home; or are in state care, or only stopped being in state care because of your age; have, or have had a dependent child; are or have been, married, including living in a marriage-like relationship for 12 months or more, or six months (in special circumstances); have parents who cannot exercise their responsibilities.

³⁹ Monash Centre for Population, Op Cit.

⁴⁰ ACOSS, 'The Bare Necessities: Poverty and Deprivation in Australia Today', Submission to the Senate Inquiry on Poverty and Hardship, 2003

⁴¹ Youth Action Policy Association, NSW, <http://www.yapa.org.au/election/studentincomesupport.pdf>

⁴² Centrelink, http://www.centrelink.gov.au/internet/internet.nsf/payments/pay_how_yal.htm

⁴³ Richard James, 'Socioeconomic background and higher education participation: an analysis of school students' aspirations and expectations, April 2002.

⁴⁴ From Ben Cubby & Judith Ireland, 'Not Born Yesterday', *Sydney Morning Herald*, October 9-10, 2004. pp. 33.

⁴⁸ Op Cit.

⁴⁶ *The Age*, Melbourne, October 8, 2001.

⁴⁷ Ben Manning and Roberta Ryan, Op Cit.

⁴⁸ Newspan, November 2002.

⁴⁹ Newspan, November 2002.

⁵⁰ Ben Manning and Roberta Ryan, Op Cit.

⁵¹ Pers comm with Australian Electoral Commission call centre, 13 23 26. 20 October 2004.

⁵² Ben Manning and Roberta Ryan, Op Cit.

⁵³ Ibid.

⁵⁴ Ibid.

⁵⁵ http://www.nt.gov.au/ocm/media_releases/2004/20040526_statehood.shtml

⁵⁶ Peter Clack, *The Canberra Times*, 28.10.03, pp. 6.

⁵⁷ Ben Doherty, *The Canberra Times*, 13.07.04, pp. 1.

⁵⁸ *The Advertiser*, 29 November, 2003, pp. 53.

⁵⁹ Paul Starick, No Dump, *The Advertiser*, 14 July, 2004, pp. 1.

⁶⁰ NCOSS Submission, Inquiry Into Financing Public Transport, http://www.ncoss.org.au/bookshelf/transport/submissions/0307_transport_funding_inquiry.pdf

⁶¹ http://www.metlinkmelbourne.com.au/metcard/downloads/tertiary_concession_application.pdf


⁶² Torrance Mendez, 'Northbridge curfew to stay: Gallop', *The West Australian*, 20 October, 2003, pp. 11.

⁶³ <http://www.abc.net.au/worldtoday/content/2003/s968701.htm>

⁶⁴ http://www.voteenvironment.com.au/federal2004/policy_qld-clearing.php

⁶⁵ *Guaranteeing Futures Bill 2004* from <http://www.education.tas.gov.au/stateoflearning/currentinitiatives/guaranteeingfutures/legislation/partinedandtrainbeyondyear10.doc>

⁶⁶ <http://www.aihw.gov.au/publications/phe/ayp03/ayp03-c20.pdf>



AUSTRALIAN
DEMOCRATSTM

www.natashastottdespoja.democrats.org.au

www.democrats.org.au